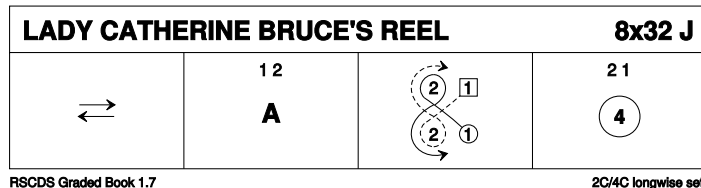


# MK RSCDS ANNUAL DANCE 2024

## 1 LADY CATHERINE BRUCE'S REEL J32 · 2/4L

RSCDS Graded 7 · Crib: MiniCribs · Diagram: Keith Rose's Diagrams

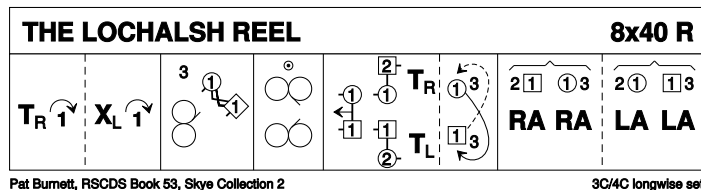
- 1-8 1s lead down the middle & back to top
- 9-16 1s+2s dance Allemande
- 17-24 1s dance full Fig of 8 round 2s
- 25-32 2s+1s circle 4H round & back



## 2 THE LOCHALSH REEL R40 · 3/4L

Pat Burnett: RSCDS LIII 1 · Crib: MiniCribs · Diagram: Keith Rose's Diagrams

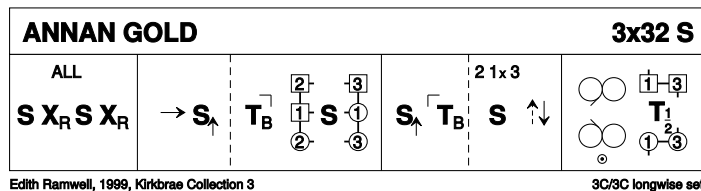
- 1-8 1s turn RH, cast 1 place, cross LH, cast 1 place to meet partner in prom hold facing 3M (Lady on Man's left)
- 9-16 1s dance LSh reel of 3 across with 3s
- 17-24 1s separate to dance reels of 3 on opposite sides
- 25-32 1s dance NHJ up to top, turn 2s with other hand, cross down between 3s & cast up to 2nd place own sides
- 33-40 1s dance RH across (Lady with 2s & Man with 3s), pass RSh to dance LH across with other couple



## 3 ANNAN GOLD S32 · 3/3L

Evelyn Ramwell: The Third Kirkbrae Collection · Crib: MiniCribs · Diagram: Keith Rose's Diagrams

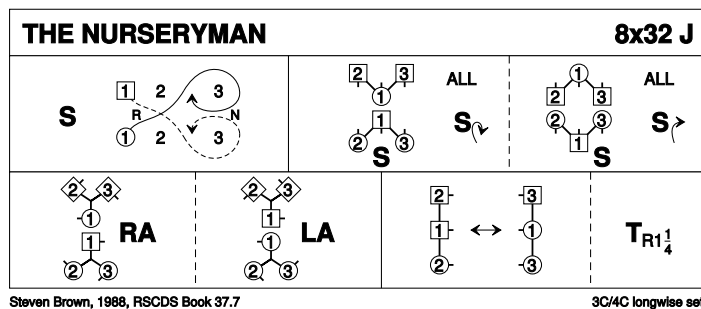
- 1-8 All set & cross RH, set & cross back RH
- 9-16 1s lead down (2 steps), set passing LSh to face 1st corners (2s step up 9-10), turn crnrs 2H into lines across (1L between 2s & 1M with 3s). All set
- 17-24 1s set passing LSh to face 2nd corners, turn corners 2H onto sides, all set & 1s pass RSh to 2nd place own sides facing out
- 25-32 1s dance 6 bar reels of 3 on own sides (1s out & down to start). 1s+3s change places on sides (Men LH, Ladies RH)



## 4 THE NURSERYMAN J32 · 3/4L

Stephen Brown: RSCDS XXXVII 7 · Crib: MiniCribs · Diagram: Keith Rose's Diagrams

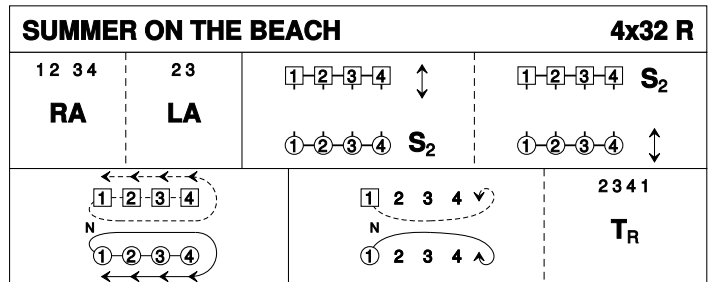
- 1-8 1s set, cross down RH between 2s & cast down behind 3s & dance up centre to 2nd place to face out on opposite sides
- 9-12 2s+1s+3s set (as in Double Triangles) 1s PdB out & turn right about to face in while 2s & 3s PdB in & turn right about to face out
- 13-16 2s+1s+3s set (Inverted Double Triangle formation), 1s PdB in while 2s & 3s PdB out all turning R about for RH across
- 17-24 2s+1s+3s dance RH across on sides, 1s pass RSh & dance LH across on own side ending in lines across 1L between 2s & 1M between 3s
- 25-32 Lines Adv+Ret, 1s turn RH 1.1/4 times to end in 2nd place on own sides



**5 SUMMER ON THE BEACH** R32 · 4/4L

Helena Strandberg Luthi: RSCDS LI 5 · Crib: MiniCribbs · Diagram: Keith Rose's Diagrams

- 1-8 1s+2s also 3s+4s dance RH across. 2s+3s dance LH across
- 9-16 All Ladies NHJ Adv+Ret **while** all Men NHJ set twice on side. All Men NHJ Adv+Ret **while** Ladies set twice
- 17-24 1s followed by 2s+3s+4s (who dance up sides to start) dance down middle & cast up to original places
- 25-32 1s dance down & curve into 4th place (Lady pull back LSh, Man RSh) (2s+3s+4s step up 27-28). All couples turn partner RH



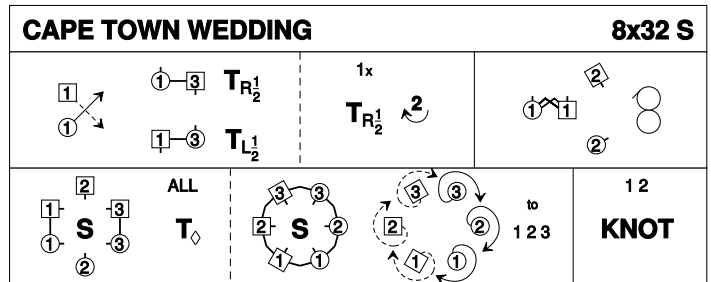
Helena Strandberg Luthi, 2012, RSCDS Book 51

4C/4C longwise set.

**6 CAPE TOWN WEDDING** S32 · 3/4L

Tom Kerr: RSCDS XXXIX 4 · Crib: MiniCribbs · Diagram: Keith Rose's Diagrams

- 1-8 1s cross down (no hands) to 2nd place (2s step up), dance out & 1/2 turn 3s with nearer hand; 1s 1/2 turn RH & lead up to top ending in prom hold (2s+3s step down 7-8)
- 9-16 1s in prom hold dance reel of 3 with 2s (RSh to 2L to start) 1s end in middle at top facing down (Lady on Man's Left), 2s on sides & 3s step in & face up
- 17-24 1s+2s+3s set, all Petronella turn one place (1s+3s Petronella-in-Tandem); all set advancing (1 bar), join hands in circle & set (1 bar), pull back RSh & cast clockwise back to places
- 25-32 1s+2s dance the Knot. 2 1 3



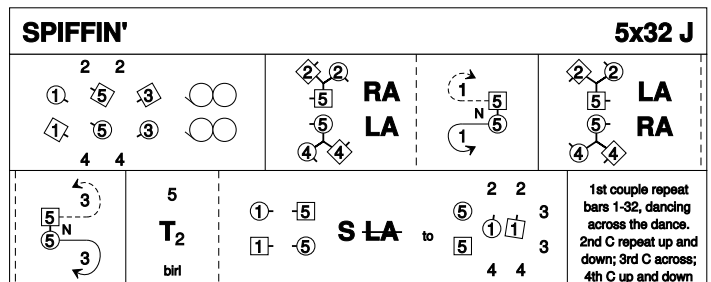
Tom Kerr, RSCDS Book 39.4

3C/4C longwise set.

**7 SPIFFIN'** J32 · 5S

Quarries and Friends: Chicago 25th Anniversary Collection · Crib: MiniCribbs · Diagram: Keith Rose's Diagrams

- 1-8 5s dance reels of 3 with 1s+3s (5s start by passing opposite dancer by LSh)
- 9-16 5L dances RH across with 2s **while** 5M dances LH across with 4s, 5s lead up thru 1s & cast back to centre
- 17-24 5L dances LH across with 2s **while** 5M dances RH across with 4s, 5s lead down thru 3s & cast back to centre
- 25-32 5s Tulloch turn right (Kilt Grip) twice, 5s+1s set & dance part LH across (5s dance 1/2 way **while** 1s dance 1/4 way & into centre to face 2s)



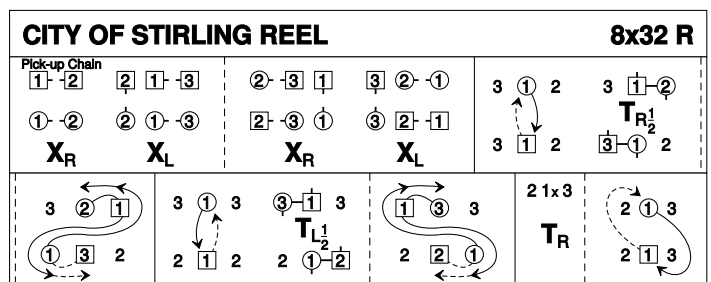
David & Avril Quarrie and friends, 1992, Chicago 25th Anniversary Collection

5C/5C square set.

**8 CITY OF STIRLING REEL** R32 · 3/4L

Roy Goldring: Bannockburn 700 · Crib: MiniCribbs · Diagram: Keith Rose's Diagrams

- 1-8 1s+2s+3s dance Snowball Grand Chain (1s+2s change places on sides to start). (3)(1)(2)
- 9-16 1s cross (pass RSh) & 1/2 turn RH person in 3rd corner, 1s followed by corners change places (diag) passing LSh & 1s cast to 2nd place (opp sides) as corners end in original places
- 17-24 1s cross (pass LSh) & 1/2 turn LH person in 4th corner, 1s followed by corners change places (diag) passing RSh & 1s cast to 2nd place (opp sides) as corners end in original places. 2(1)3
- 25-32 All turn RH (4 bars) & 1s dance 1/2 Figs of 8 (Lady up & Man down)



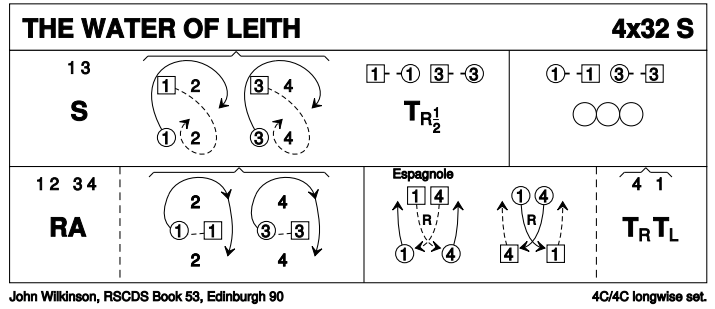
Roy Goldring, 2005, RSCDS Book 53, Auld Friends Meet

3C/4C longwise set.

**9 THE WATER OF LEITH** S32 · 4/4L

John Wilkinson: RSCDS LIII 2 · Crib: MiniCribbs · Diagram: Keith Rose's Diagrams

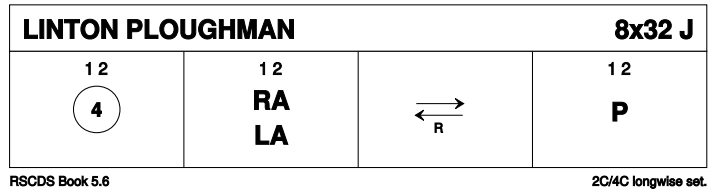
- 1-8 1s+3s set. 1L dances down, casts up round 2M into middle facing down as 1M dances across, casts round 2L into middle facing up **while** 3s dance same round 4s. 1s+3s change places RH with partner into line of 4 in middle (M face down, L face up)
- 9-16 1s+3s dance reel of 4 in middle
- 17-20 1s+2s also 3s+4s dance RH across
- 21-24 1M followed by 1L casts round 2L to 2nd place own sides as 3M followed by 3L casts round 4L to 4th place (2s+4s step up 23-24)
- 25-32 1s+4s (middle couples) dance Espagnole
- 25-26 1s+4s cross (Ladies lead across RH passing between Men) with Ladies changing places RH
- 27-28 1s+4s cross back (Men lead across RH between Ladies) with Men changing places RH
- 29-32 4s turn RH as 1s turn LH



**10 LINTON PLOUGHMAN** J32 · 2/4L

RSCDS V 6 · Crib: MiniCribbs · Diagram: Keith Rose's Diagrams

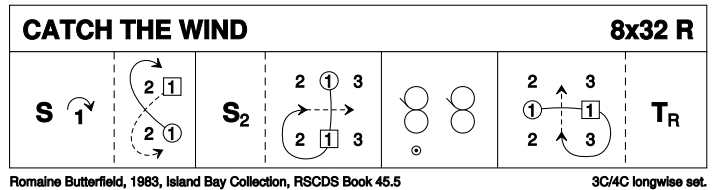
- 1-8 1s+2s circle 4H round & back
- 9-16 1s+2s dance RH across & LH across
- 17-24 1s lead down the middle & back to top
- 25-32 1s+2s dance Poussette. 2 1



**11 CATCH THE WIND** R32 · 3/4L

Romaine Butterfield: RSCDS XLV 5 · Crib: MiniCribbs · Diagram: Keith Rose's Diagrams

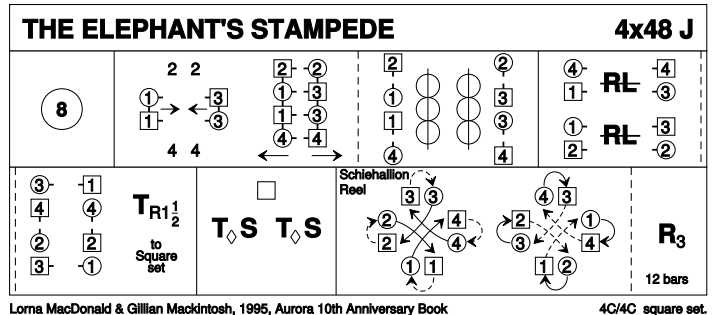
- 1-8 1s set, cast 1 place & dance 1/2 Fig of 8 round 2s
- 9-16 1s set twice with 1L pulling back RSh on bars 11-12 to face out, 1L followed by partner casts up & dances down the middle 1L to face 3M **while** 1M faces 2M
- 17-24 1s RSh reels of 3 across (1M with 2s & 1L with 3s)
- 25-32 1L followed by partner dances down cast up round 3M & crosses to end in 2nd place on own sides, 1s turn RH (4 bars)



**12 THE ELEPHANT'S STAMPEDE** J48 · 4S

Lorna Macdonald & Gillian Mackintosh: Aurora 10th Anniversary Book of SCD · Crib: MiniCribbs · Diagram: Keith Rose's Diagrams

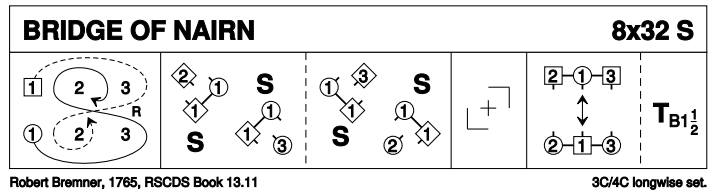
- 1-8 All circle 8H round & back
- 9-16 1s+3s advance NHJ & with free hand join with 2s & 4s, retire into longwise set across the dance; all dance 1/2 parallel RSh reels of 4 across
- 17-24 All dance 1/2 R&L at each end of set (across to start); end couples & middle couples turn RH 1.1/2 times to form Sq.Set
- 25-32 All Ladies petronella turn to next Ladies' place to right & set, repeat to meet partner (all have progressed 1 place to right), Ladies face out
- 33-48 All dance full Schiehallion Reel. 2 3 4 1



**13 BRIDGE OF NAIRN** S32 · 3/4L

Robert Bremner: RSCDS XIII 11 · Crib: MiniCribbs · Diagram: Keith Rose's Diagrams

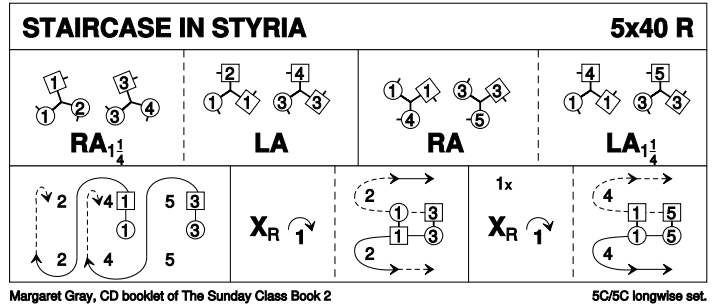
- 1-8 1s cast below 3s & lead up between to top, cross & cast to meet partner facing 2L
- 9-16 1s set to 2L, 3M, 3L then 2M & turn to face 1st corners
- 17-24 1s turn 1st corner RH, partner LH, 2nd corner RH & partner LH ending in 2nd place opposite sides
- 25-32 2s+1s+3s Adv+Ret & 1s turn with 2H 1.1/2 times



**14 STAIRCASE IN STYRIA** R40 · 5/5L

Margaret Gray: CD booklet of The Sunday Class Dance Book 2 · Crib: MiniCribbs · Diagram: Keith Rose's Diagrams

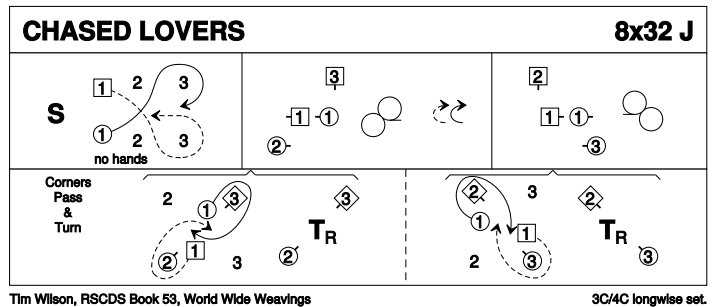
- 1-8 1s+2M also 3s+4M dance RH across, 1s+2L also 3s+4L dance LH across
  - 9-16 1s+4M also 3s+5M dance RH across, 1s+4L also 3s+5L dance LH across & 1L also 3L end facing out Ladies side with partners behind them
  - 17-24 1s & 3s dance out Ladies' side & cast up 1 place, cross to Mens side & cast up to original place Ladies looping round by the right
  - 25-32 1s cross & cast 1 place, 1s followed by 3s dance up & cast (1s to 3rd place, 3s to 2nd place)
  - 33-40 1s cross & cast 1 place, 1s followed by 5s dance up & cast (1s to 5th place, 5s to 4th place). 2 3 4 5 1
- NB - No stepping up or down until bar 27



**15 CHASED LOVERS** J32 · 3/4L

Tim Wilson: RSCDS LIII 9 · Crib: MiniCribbs · Diagram: Keith Rose's Diagrams

- 1-4 1s set, cross down (no hands) to 2nd place facing out (2s step up 3-4)
- 5-8 1s cast down behind 3s, meet & dance up centre with 1L leading, 1M following, to face 2M (her 1st corner)
- 9-16 1s, in tandem, dance LSh reel of 3 on 1st corner diagonal (out of top of set to start), finishing by 1s pulling back RSh to face down, 1M leading, facing 3M
- 17-24 1s, in tandem, dance RSh reel of 3 on 2nd corner diagonal (out bottom of set to start), finishing with 1s facing own 1st corners
- 25-32 1s dance Pass+Turn with 1st corners, (pass RSh), Pass+Turn with 2nd corners, finishing passing RSh to 2nd place own sides

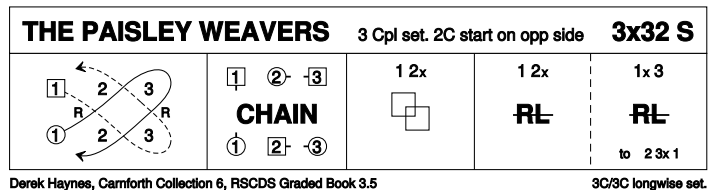


**16 THE PAISLEY WEAVERS** S32 · 3/3L

Derek Haynes: A Third Book of Graded Scottish Country Dances · Crib: MiniCribbs · Diagram: Keith Rose's Diagrams

2s start on opposite sides

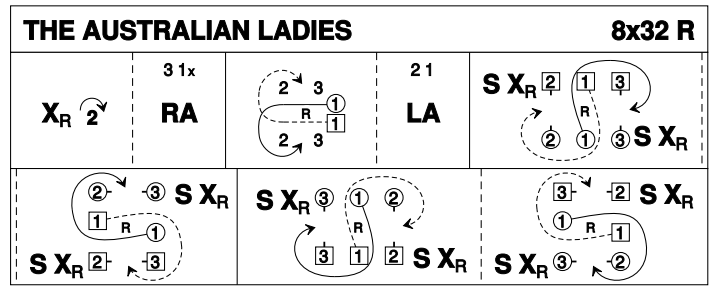
- 1-8 1s cross down RH & cast down behind 3s, cross up RH & cast up round 2s
- 9-16 1s+2s+3s dance Grand Chain, 1M & 2M face out
- 17-24 1s+2s dance Ladies' Chain
- 25-32 1s+2s dance 1/2 R&L (Men polite turns), 1s+3s dance 1/2 R&L



## 17 THE AUSTRALIAN LADIES R32 · 3/4L

Robert M Campbell: Glasgow Assembly And Other Scottish Dances · Crib: MiniCrib · Diagram: Keith Rose's Diagrams

- 1-8 1s cross, cast down to 3rd place & 3s+1s dance RH across.
- 9-16 1s lead up to top, cross, cast to 2nd place & 2s+1s dance LH across.
- 17-24 2s & 3s set & cross RH as 1s cross RH & cast to right; 2s+3s set on sides & change pls RH as 1s cross RH up/down centre & cast to right
- 25-32 3s & 2s set & cross RH as 1s cross RH & cast to right; 3s+2s set on sides & change pls RH as 1s cross RH up/down centre & cast to 2nd place



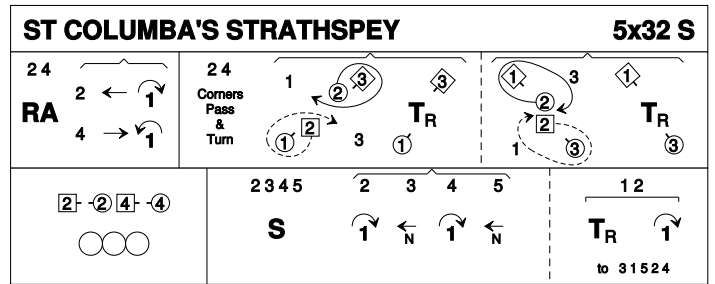
Campbell, 1967, Glasgow Assembly

3C/4C longwise set.

## 18 SAINT COLUMBA'S STRATHSPEY S32 · 5/5L

Vicky Sproule & Sadie L. Gillan: Saint Columba's Strathspey (Leaflet) · Crib: MiniCrib · Diagram: Keith Rose's Diagrams

- 1-8 2s+4s dance RH across, 2s dance up while 4s dance down, 2s & 4s casting round ends on own sides to face 1st corners
- 9-16 2s+4s Pass+Turn with 1st corners, pass partner LSh & Pass+Turn with 2nd corners & into centre facing partner (L facing down M up)
- 17-24 2s+4s dance reel of 4 ending in original places on sides
- 25-32 2s & 4s set & cast down 1 place while 3s & 5s set & dance up 1 place, 1s & 2s turn RH & cast down 1 place. 3 1 5 2 4



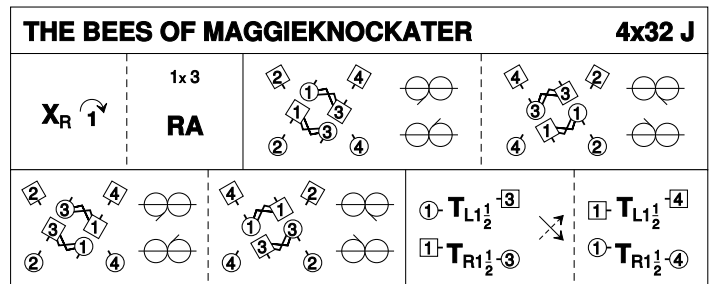
Sadie Gillan and Vicky Sproule, 1985

5C/5C longwise set.

## 19 THE BEES OF MAGGIEKNOCKATER J32 · 4/4L

John Drewry: Thirty Popular Dances, Volume Two · Crib: MiniCrib · Diagram: Keith Rose's Diagrams

- 1-8 1s cross RH & cast 1 place, dance RH across with 3s & end 1M+3L also 1L+3M in prom hold facing out to pass corner person RSh
- 9-24 All dance 4x1/2 Reels of 3 on sides (to right to start, then left, right & left) with 1s+3s changing partners in centre at end of each 1/2 Reel to progress Men clockwise & Ladies anticlockwise. End in centre 1s facing down & 3s facing up
- 25-32 1s dance between 3s turning 3s with nearer hand 1.1/2 times, crossing over to own sides & turn 4th person 1.1/2 times (Men RH & Ladies LH)



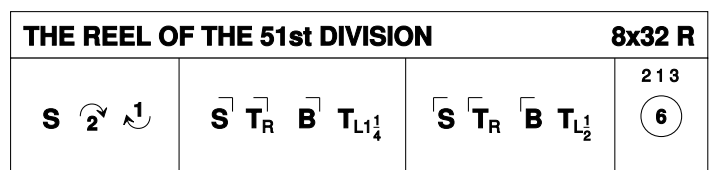
John Drewry, 1975, Canadian Book, RSCDS Thirty Popular Dances Vol 2

4C/4C longwise set.

## 20 THE REEL OF THE 51ST DIVISION R32 · 3/4L

James Edward McCartney Atkinson: RSCDS XIII 10 · Crib: MiniCrib · Diagram: Keith Rose's Diagrams

- 1-8 1s set & cast below 3s, lead up to face 1st corners
- 9-16 1s set & turn 1st corners RH to balance in diagonal line, set & 1s turn LH to face 2nd corners
- 17-24 1s set & turn 2nd corners RH to Bal-in-Line, set & 1s turn LH to 2nd place own sides
- 25-32 2s+1s+3s circle 6H round & back



Jimmy Atkinson & Peter Oliver, 1940, RSCDS Book 13.10

3C/4C longwise set.